



PRWeb News Releases Summary Report

Malikah Amoh and Timmy's Heart Donates Over 80 Toys to Local Hospital

This report provides you with a summary of the analytics for your release. For a more complete overview of how your release performed, please log in and visit your analytics dashboard.

[log-in](#)



Media Deliveries

This report contains a sample of media outlets that received your news release via e-mail or news feed. For the full listing of media deliveries please log-in and view your analytics.

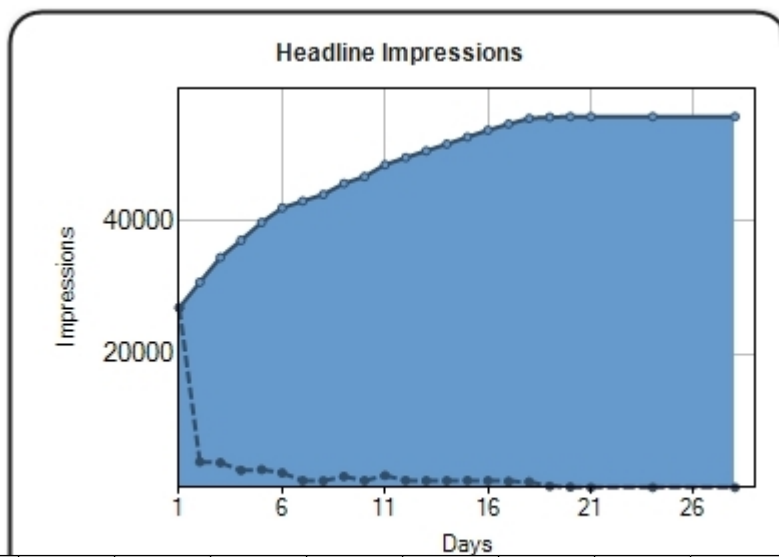
Total Media Deliveries: 0

Sample Outlets:

Impressions

This report tells you how many times the title of your release appeared in a feed or Web page we have the ability to track. Please note that the actual number of impressions is significantly larger however we do not currently have the ability to track impressions on all of our partner sites or search engines.

Total Impressions: 55,708

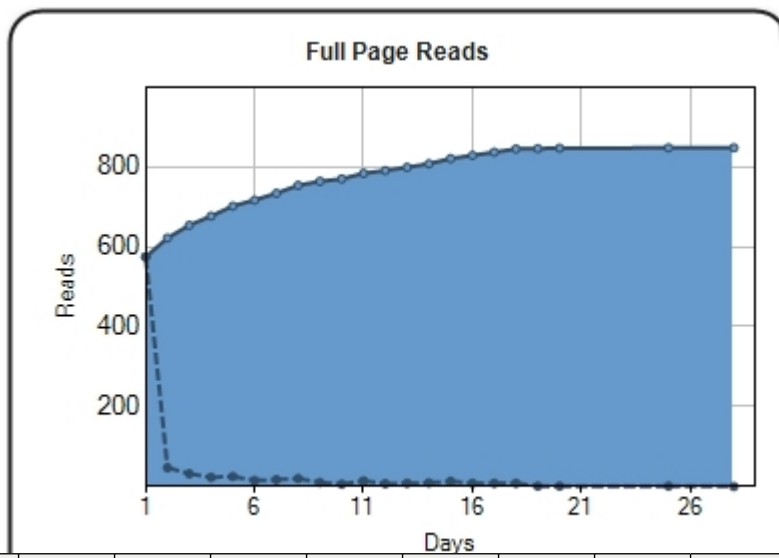


Day	1	2	3	4	5	6	7	8	9	10	11	12	13	14
Impressions	26,993	30,833	34,557	37,125	39,811	41,998	43,029	44,020	45,672	46,697	48,495	49,552	50,576	51,592
Day	15	16	17	18	19	20	21	22	23	24	25	26	27	28
Impressions	52,649	53,672	54,599	55,443	55,631	55,705	55,707	55,707	55,707	55,708	55,708	55,708	55,708	55,708

Reads

This report tells you how many people loaded a full version of your news release hosted on PRWeb. Please note that the actual number of reads is significantly larger however we do not currently have the ability to track readership on our partner sites.

Total Reads: 848

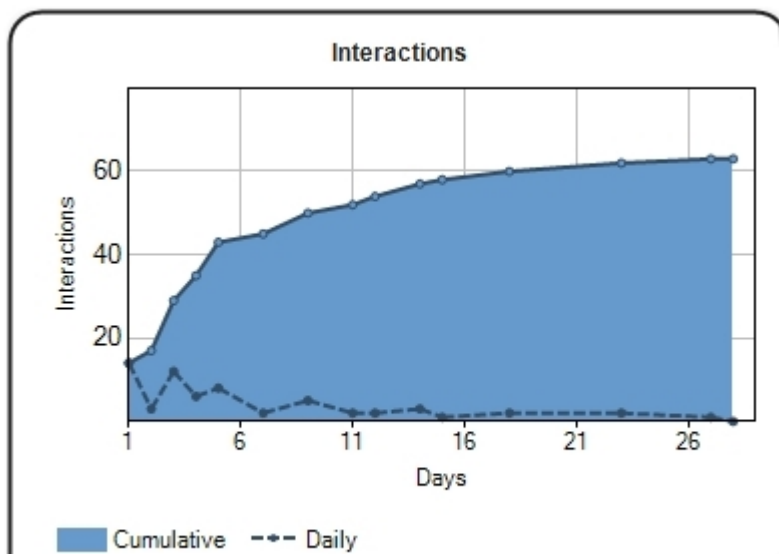


Day	1	2	3	4	5	6	7	8	9	10	11	12	13	14
Reads	575	622	654	677	702	717	734	754	764	770	784	791	799	808
Day	15	16	17	18	19	20	21	22	23	24	25	26	27	28
Reads	821	829	837	845	846	847	847	847	847	847	848	848	848	848

Interactions:

This report provides you with an aggregate number of different activities that people performed when visiting your release including printing your release, forwarding it, downloading a PDF version, clicking on a link or interacting with your embedded Web site.

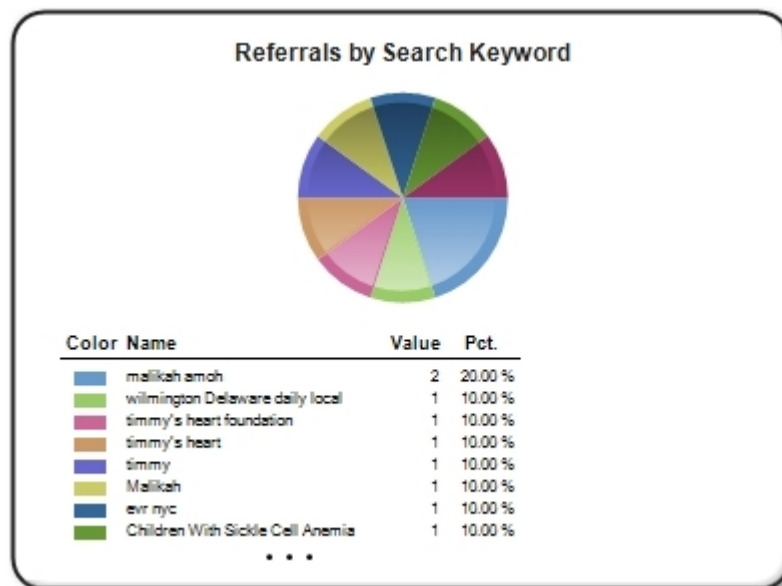
Total Interactions: 63



Day	1	2	3	4	5	6	7	8	9	10	11	12	13	14
Interactions	14	17	29	35	43	43	45	45	50	50	52	54	54	57
Day	15	16	17	18	19	20	21	22	23	24	25	26	27	28
Interactions	58	58	58	60	60	60	60	60	62	62	62	62	63	63

Traffic Sources

This report provides you with data on where traffic to your release on PRWeb is coming from as well as the keywords people are using to find your release in search engines.



Referrals by Search Engine



Color Name	Value	Pct.
Google	6	60.00 %
Google News	1	10.00 %
Topix News	1	10.00 %
Unknown	1	10.00 %
Yahoo News	1	10.00 %



Online Pickup

This report contains a sample of Web sites that picked-up or syndicated your story. To see the full list of sites that picked-up your story please login to your account.

[log-in](#)

Total Pickup: 5

Web Site	Link to your Release
PRWeb - Online	See your release
PRLog	See your release
Briefingwire.com	See your release
Biz Wire Express	See your release
1888pressrelease.com	See your release